


A Comprehensive Field Guide for Birders, Naturalists, and Ecologists

A field guide is an essential tool for any birdwatcher, naturalist, or ecologist. It provides a concise and portable source of information on the identification, distribution, and behavior of a wide range of species.

The ideal field guide is well-organized and easy to use, with clear descriptions and illustrations. It should also be up-to-date, as new species are being discovered all the time.



Habitats of the World: A Field Guide for Birders, Naturalists, and Ecologists by Iain Campbell

★★★★☆ 4.9 out of 5

Language : English

File size : 222429 KB

Print length : 568 pages



There are many different field guides available, each with its own strengths and weaknesses. Some of the most popular field guides for North America include:

- The Sibley Guide to Birds
- The National Audubon Society Field Guide to North American Birds
- Peterson Field Guides: Birds of North America
- Kaufman Field Guide to Birds of North America

- The Cornell Lab of Ornithology All About Birds Field Guide

When choosing a field guide, it is important to consider your own needs and preferences. If you are a beginner, you may want to choose a guide with more detailed descriptions and illustrations. If you are more experienced, you may prefer a guide that is more concise and portable.

No matter which field guide you choose, it is sure to become a valuable resource for your birdwatching, nature study, or ecological research.


Using a Field Guide

Once you have chosen a field guide, it is important to learn how to use it effectively. Here are a few tips:

- **Get to know the organization of the guide.** Most field guides are organized by taxonomic groups, such as orders, families, and genera. This makes it easy to find the section of the guide that contains the information you are looking for.
- **Use the index.** The index is a great way to quickly find information on a particular species. Simply look up the species name in the index and you will be directed to the page where it is described.
- **Use the illustrations.** The illustrations in a field guide can be very helpful for identifying species. Pay attention to the details of the illustration, such as the bird's size, shape, color, and markings.
- **Read the descriptions.** The descriptions in a field guide provide information on the species' identification, distribution, behavior, and habitat. Read the descriptions carefully to learn more about the species you are interested in.

- **Take notes.** As you use your field guide, you may want to take notes on the species you see. This can help you keep track of your observations and improve your identification skills.

A field guide is a valuable tool for anyone who enjoys birding, nature study, or ecology. By learning how to use a field guide effectively, you can quickly and easily identify the species you see and learn more about their natural history.




Habitats of the World: A Field Guide for Birders, Naturalists, and Ecologists by Iain Campbell

★★★★☆ 4.9 out of 5

Language : English


File size : 222429 KB

Print length : 568 pages



Wildcard Warcross by Marie Lu: The Ultimate Guide to the Thrilling Sci-Fi Novel

Wildcard Warcross, the debut novel by acclaimed sci-fi writer Marie Lu, burst onto the literary scene in 2017, captivating readers with its immersive...



Mountaineering Madness: The Deadly Race to Summit the Himalayas

The Himalayas, towering over the northern borders of India and Nepal, have long captivated the imaginations of mountaineers worldwide. For centuries, these majestic peaks...