


# Become Fluent Quickly and Easily: Advanced English Mastery

Are you an intermediate English learner who aspires to achieve fluency? Do you desire to communicate confidently and effectively in any English-speaking situation? If so, this comprehensive guide will provide you with the advanced English skills you need to take your fluency to the next level.



## Study Tips to Learn English Faster: Become Fluent Quickly and Easily (Advanced English) by Jackie Bolen

★★★★☆ 4.6 out of 5

Language : English  
File size : 1357 KB  
Text-to-Speech : Enabled  
Screen Reader : Supported  
Enhanced typesetting : Enabled  
Print length : 125 pages  
Lending : Enabled



## Chapter 1: Advanced Vocabulary Mastery

### Expanding Your Lexicon

To achieve fluency, it is crucial to expand your vocabulary beyond common words and phrases. Focus on learning advanced vocabulary related to specific topics such as business, technology, culture, and current events. Use online dictionaries, thesaurus, and vocabulary apps to discover new words and their meanings.

### Collocations and Idioms

Mastering collocations (word combinations) and idioms is essential for natural-sounding English. Familiarize yourself with common collocations and idioms through authentic texts, movies, and conversations. Pay attention to how native speakers use these expressions and practice using them in your own speech.

## **Figurative Language**

Understand and employ figurative language, such as metaphors, similes, and personification. These devices add depth and expressiveness to your communication. Analyze literary works, idioms, and everyday speech to grasp the usage of figurative language.

## **Chapter 2: Advanced Grammar Proficiency**

### **Complex Sentence Structures**

Advance your grammar skills by mastering complex sentence structures. Explore compound sentences, subordinate clauses, and conditional sentences to convey precise and nuanced ideas. Understand the rules and use of different conjunctions and linking words.

### **Tenses and Aspect**

Gain a comprehensive understanding of English tenses and aspect. Review the present, past, and future tenses, including the progressive, perfect, and perfect progressive aspects. Learn the appropriate usage of each tense and aspect to express different time frames and events.

### **Modal Verbs and Conditionals**

Enhance your ability to express possibility, necessity, and advice by mastering modal verbs (e.g., can, may, must). Understand the different

conditional forms (e.g., first, second, third conditional) and their use in expressing hypothetical situations.

## **Chapter 3: Fluency-Enhancing Techniques**

### **Immersion and Input**

Immerse yourself in English by surrounding yourself with the language. Read English books, watch movies, listen to podcasts, and engage in conversations with native speakers. The more you expose yourself to English, the more natural your fluency will become.

### **Output Practice**

Regular output practice is crucial for developing fluency. Speak English as much as possible, even if you make mistakes. Join language exchange groups, find a conversation partner, or practice using online language learning platforms.

### **Fluency Techniques**

Discover and practice fluency techniques such as pausing, using fillers, and paraphrasing. These techniques help you gain time and avoid interruptions when speaking, allowing you to maintain a natural and smooth flow of conversation.

## **Chapter 4: Confidence and Communication Skills**

### **Overcoming the Fear of Speaking**

Embrace the idea that making mistakes is part of the learning process. Focus on communicating your message effectively rather than perfection. Practice speaking in low-risk environments and gradually increase the difficulty as you gain confidence.


## Cultural Awareness

Understand cultural nuances and etiquette to enhance your communication skills. Be aware of the differences in body language, gestures, and speech styles between your native culture and English-speaking cultures.

## Presentation Skills

Develop effective presentation skills to communicate your ideas clearly and confidently in professional and social settings. Learn to structure your presentations, use visual aids effectively, and handle questions professionally.

By embracing the techniques outlined in this guide, you can achieve advanced English fluency quickly and easily. Expand your vocabulary, enhance your grammar, immerse yourself in the language, practice speaking regularly, and build your confidence. With dedication and perseverance, you will unlock the doors to effortless communication and success in any English-speaking environment.



### Study Tips to Learn English Faster: Become Fluent Quickly and Easily (Advanced English) by Jackie Bolen


★★★★☆ 4.6 out of 5

Language	: English
File size	: 1357 KB
Text-to-Speech	: Enabled
Screen Reader	: Supported
Enhanced typesetting	: Enabled
Print length	: 125 pages
Lending	: Enabled

FREE


DOWNLOAD E-BOOK





## Wildcard Warcross by Marie Lu: The Ultimate Guide to the Thrilling Sci-Fi Novel

Wildcard Warcross, the debut novel by acclaimed sci-fi writer Marie Lu, burst onto the literary scene in 2017, captivating readers with its immersive...



## Mountaineering Madness: The Deadly Race to Summit the Himalayas

The Himalayas, towering over the northern borders of India and Nepal, have long captivated the imaginations of mountaineers worldwide. For centuries, these majestic peaks...