


# Build the Perfect Bug Out Vehicle: A Comprehensive Guide



## Build the Perfect Bug Out Vehicle: The Disaster Survival Vehicle Guide by Creek Stewart

★★★★☆ 4.6 out of 5

Language : English  
File size : 76158 KB  
Text-to-Speech : Enabled  
Screen Reader : Supported  
Enhanced typesetting : Enabled  
Word Wise : Enabled  
Print length : 224 pages



In a world increasingly plagued by uncertainties, having a reliable and fully-equipped bug out vehicle can be a lifesaver. Whether you face natural disasters, civil unrest, or other emergencies, a well-prepared vehicle provides mobility, shelter, and essential supplies for you and your loved ones.

Building the perfect bug out vehicle is not a trivial task. It requires careful planning, research, and execution. This guide will provide you with a step-by-step process to help you create a vehicle that meets your specific needs and ensures your survival in trying times.

### Step 1: Selecting the Right Vehicle

The type of vehicle you choose will depend on several factors, including the terrain you will be navigating, the number of people and supplies you need

to transport, and your budget. Here are some key considerations:

- **Terrain:** If you live in an area prone to flooding or rugged off-road conditions, you will need a vehicle with high ground clearance and four-wheel drive. Conversely, if you live in an urban environment, a smaller, more fuel-efficient vehicle may suffice.
- **Passenger and Cargo Capacity:** Determine how many people and how much gear you will need to transport. A larger SUV or truck will provide more space, while a smaller car will be more maneuverable and fuel-efficient.
- **Budget:** Bug out vehicles can range from inexpensive used cars to high-end off-road rigs. Set a realistic budget and research vehicles that fit within your financial constraints.

## **Step 2: Vehicle Modifications**

Once you have chosen your vehicle, you may need to make some modifications to improve its functionality and survival capabilities:

- **Lifting and Tires:** For off-road driving, consider lifting your vehicle and installing larger, more aggressive tires to provide better ground clearance and traction.
- **Roof Rack:** A roof rack provides additional storage space for supplies, fuel, and equipment.
- **Winch:** A winch can help you extract your vehicle from difficult situations or assist other vehicles in need.
- **Auxiliary Fuel Tank:** An auxiliary fuel tank extends your driving range and reduces the risk of running out of fuel.

- **Solar Panels:** Solar panels can provide a source of renewable energy for charging batteries and powering devices.

### **Step 3: Essential Gear and Equipment**

Your bug out vehicle should be stocked with essential gear and equipment to support you in an emergency situation:

- **First Aid Kit:** A comprehensive first aid kit is vital for treating injuries and providing medical assistance.
- **Water:** Store at least one gallon of water per person per day.
- **Food:** Pack non-perishable food items that provide high energy and nutrients.
- **Clothing and Footwear:** Pack clothing appropriate for the climate and terrain you will be navigating.
- **Shelter:** Consider bringing a tent or tarp for shelter.
- **Fire Starter and Fuel:** A fire starter and fuel are essential for warmth, cooking, and signaling.
- **Tools and Repair Kit:** Pack basic tools and a repair kit for minor vehicle repairs and emergency situations.
- **Communication Devices:** Include a battery-powered radio, satellite communicator, or cell phone (if service is available).
- **Maps and Navigation:** Have paper maps and a compass as backup in case of electronic device failure.
- **Personal Hygiene Items:** Pack toiletries, sanitation supplies, and a portable toilet.

## Step 4: Maintenance and Preparation

Once your bug out vehicle is equipped, regular maintenance and preparation are crucial:

- **Vehicle Maintenance:** Keep your vehicle in good working order by following the manufacturer's recommended maintenance schedule.
- **Fuel and Supplies:** Regularly replenish fuel and essential supplies.
- **Practice and Training:** Familiarize yourself with your vehicle's capabilities, practice driving in off-road conditions (if applicable), and participate in survival training.
- **Emergency Plan:** Develop a clear emergency plan that includes evacuation routes, meeting points, and communication procedures.

Building the perfect bug out vehicle is a proactive step toward ensuring your survival in emergency situations. By carefully selecting the right vehicle, making essential modifications, stocking up on necessary gear, and maintaining your vehicle, you can create a reliable and fully-equipped sanctuary that will provide you and your loved ones with the best chance of safety and survival.


Remember, a well-prepared bug out vehicle is not merely a vehicle; it is a lifeline in times of crisis. Invest the time and effort to build the perfect bug out vehicle today, and rest assured that you have taken a significant step toward securing your future in an uncertain world.

### Build the Perfect Bug Out Vehicle: The Disaster


**Survival Vehicle Guide** by Creek Stewart

★★★★☆ 4.6 out of 5

Language : English




File size : 76158 KB  
Text-to-Speech : Enabled  
Screen Reader : Supported  
Enhanced typesetting : Enabled  
Word Wise : Enabled  
Print length : 224 pages



## Wildcard Warcross by Marie Lu: The Ultimate Guide to the Thrilling Sci-Fi Novel

Wildcard Warcross, the debut novel by acclaimed sci-fi writer Marie Lu, burst onto the literary scene in 2017, captivating readers with its immersive...



## Mountaineering Madness: The Deadly Race to Summit the Himalayas

The Himalayas, towering over the northern borders of India and Nepal, have long captivated the imaginations of mountaineers worldwide. For centuries, these majestic peaks...