


Complete Step-by-Step Instructions on How to Tie the Newest Swisher Flies

Swisher flies are a type of fly fishing lure that is designed to imitate the shape and movement of a small fish. They are typically tied on a #8 or #10 hook and are made from a variety of materials, including feathers, fur, and thread. Swisher flies can be effective for catching a variety of fish, including trout, bass, and panfish.

In this article, we will provide you with complete step-by-step instructions on how to tie the newest Swisher flies. We will also provide you with some tips on how to use these flies to catch fish.



Flies for Selective Trout: Complete Step-by-Step Instructions on How to Tie the Newest Swisher Flies

by David Long

★★★★☆ 4.4 out of 5

Language : English
File size : 21629 KB
Text-to-Speech : Enabled
Screen Reader : Supported
Enhanced typesetting : Enabled
Word Wise : Enabled
Print length : 162 pages
Lending : Enabled



Materials You Will Need

To tie a Swisher fly, you will need the following materials:

* A #8 or #10 hook * Thread * Feathers * Fur * Scissors * A fly tying vise

Step-by-Step Instructions

1. Start by attaching the thread to the hook. Wrap the thread around the hook shank several times and then tie it off. 2. Tie in a small clump of feathers at the back of the hook. The feathers should be about the same length as the hook shank. 3. Tie in a small clump of fur at the front of the hook. The fur should be about half the length of the feathers. 4. Wrap the thread around the hook shank several times, securing the feathers and fur. 5. Tie off the thread and trim any excess. 6. Your Swisher fly is now complete.

Tips for Using Swisher Flies

Here are a few tips for using Swisher flies to catch fish:

* Use a small fly rod and reel when fishing with Swisher flies. * Cast the fly upstream and let it drift with the current. * Be patient and wait for the fish to take the bait. * Set the hook quickly when you feel a fish bite. * Swisher flies can be used to catch a variety of fish, including trout, bass, and panfish.

Swisher flies are a great choice for fly fishing because they are easy to tie and effective for catching fish. By following the instructions in this article, you can tie your own Swisher flies and start catching more fish.

Additional Tips

Here are a few additional tips for tying and using Swisher flies:

* Experiment with different colors and materials to create your own unique Swisher flies. * Swisher flies can be fished in a variety of ways. Try different retrieves to see what works best for the fish you are targeting. * Swisher flies are a great choice for beginners because they are easy to tie and use.

Troubleshooting


If you are having trouble tying or using Swisher flies, here are a few troubleshooting tips:

* Make sure that you are using the correct size hook and thread. * Tie the feathers and fur securely to the hook shank. * Use a small fly rod and reel when fishing with Swisher flies. * Cast the fly upstream and let it drift with the current. * Be patient and wait for the fish to take the bait. * Set the hook quickly when you feel a fish bite.

FAQ

Here are a few frequently asked questions about Swisher flies:

* What size hook should I use to tie a Swisher fly? A #8 or #10 hook is a good size for Swisher flies. * What type of thread should I use to tie a Swisher fly? Any type of thread can be used to tie a Swisher fly. However, we recommend using a thread that is strong and durable. * What type of feathers should I use to tie a Swisher fly? Any type of feathers can be used to tie a Swisher fly. However, we recommend using feathers that are soft and pliable. * What type of fur should I use to tie a Swisher fly? Any type of fur can be used to tie a Swisher fly. However, we recommend using fur that is short and dense. * How do I fish with a Swisher fly? Cast the fly upstream and let it drift with the current. Be patient and wait for the fish to take the bait. Set the hook quickly when you feel a fish bite.




Flies for Selective Trout: Complete Step-by-Step Instructions on How to Tie the Newest Swisher Flies

by David Long


★★★★☆ 4.4 out of 5

Language : English
File size : 21629 KB
Text-to-Speech : Enabled
Screen Reader : Supported
Enhanced typesetting : Enabled
Word Wise : Enabled
Print length : 162 pages
Lending : Enabled



Wildcard Warcross by Marie Lu: The Ultimate Guide to the Thrilling Sci-Fi Novel

Wildcard Warcross, the debut novel by acclaimed sci-fi writer Marie Lu, burst onto the literary scene in 2017, captivating readers with its immersive...



Mountaineering Madness: The Deadly Race to Summit the Himalayas

The Himalayas, towering over the northern borders of India and Nepal, have long captivated the imaginations of mountaineers worldwide. For centuries, these majestic peaks...

