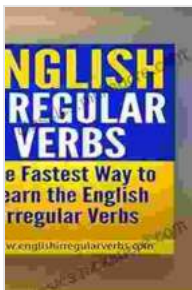


# The Fastest Way To Learn The English Irregular Verbs: A Comprehensive Guide

Irregular verbs are the cornerstone of English grammar, and mastering them is paramount for achieving fluency and linguistic excellence. Unlike regular verbs, which follow predictable patterns, irregular verbs exhibit unique conjugations that can be challenging to memorize. However, with the right strategies and consistent practice, you can conquer these grammatical complexities and unlock the full potential of your English communication skills.



## English Irregular Verbs: The fastest way to learn the English irregular verbs by Jackie Bolen

★★★★☆ 4.6 out of 5

Language : English

File size : 4099 KB

Screen Reader : Supported

Print length : 28 pages



This comprehensive guide will delve into the intricacies of English irregular verbs, providing a step-by-step approach to learning and memorizing them effortlessly. We will explore proven techniques, practical exercises, and effective strategies that will empower you to tackle these grammatical challenges head-on and emerge as a confident and proficient language user.

## Understanding Irregular Verbs

Irregular verbs deviate from the standard conjugation patterns of regular verbs. Their past tense and past participle forms are not formed by simply adding "-ed" or "-ing." Instead, they undergo unique changes that must be memorized to use them correctly in different grammatical contexts.

Irregular verbs are categorized into three main groups based on their conjugation patterns:

1. **Class 1:** Verbs that change their vowel in the past tense (e.g., sing - sang - sung)
2. **Class 2:** Verbs that change their consonant in the past tense (e.g., write - wrote - written)
3. **Class 3:** Verbs that have completely irregular forms (e.g., go - went - gone)

## **Effective Strategies for Learning Irregular Verbs**

Mastering irregular verbs requires a multi-faceted approach that combines memorization techniques, consistent practice, and practical application. Let's explore the most effective strategies:

### **1. Spaced Repetition**

Spaced repetition is a scientifically proven method for enhancing long-term memory. It involves reviewing information at increasing intervals, which helps strengthen neural connections and improve recall. To apply this technique to irregular verbs, create flashcards with the verb, its past tense, and past participle forms. Review these flashcards regularly, starting with short intervals (e.g., 5 minutes) and gradually increasing the time between repetitions (e.g., 1 hour, 1 day, 1 week).

## **2. Chunking**

Chunking involves breaking down large amounts of information into smaller, more manageable chunks. This technique makes it easier to process and retain information. Instead of trying to memorize all 200+ irregular verbs at once, divide them into smaller groups (e.g., 10-20 verbs). Focus on memorizing one chunk at a time, then move on to the next.

## **3. Contextualization**

Learning irregular verbs in isolation can be challenging. To enhance your memorization, incorporate them into meaningful contexts. Read English texts, listen to podcasts, and engage in conversations that use irregular verbs. This will help you understand how the verbs are used in real-world scenarios and make them more memorable.

## **4. Active Recall**

Active recall involves actively trying to retrieve information from memory without looking at your notes. This forces your brain to work harder and strengthens your memory. Regularly test yourself on the irregular verbs you've learned by writing them down from memory or using flashcards. Repetition is key, so keep practicing until you can recall the verbs effortlessly.

## **5. Visual Aids**

Visual aids can significantly enhance your memorization process. Create colorful charts, diagrams, or mind maps that associate irregular verbs with images or associations. For example, you could draw a picture of a person running to represent the verb "run" or use the color red to represent the past tense form "ran."

## **Practical Exercises for Memorization**

In addition to the strategies mentioned above, regular practice is essential for mastering irregular verbs. Here are some practical exercises to help you memorize them effectively:

### **1. Verb Conjugation Practice**

Practice conjugating irregular verbs in different tenses and contexts. Use online exercises, textbooks, or apps that provide interactive exercises to test your knowledge. Aim to conjugate the verbs both positively and negatively, and in different forms (e.g., present simple, past simple, present perfect).

### **2. Sentence Completion**

Fill in the blanks with the correct form of the irregular verb. This exercise forces you to think about the appropriate tense and form to use. You can create your own sentences or use pre-made exercises from online resources or textbooks.

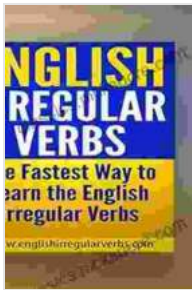
### **3. Storytelling**

Combine multiple irregular verbs into a short story. This not only helps you practice verb conjugation but also improves your fluency and storytelling skills. Try to use a variety of irregular verbs to enhance your memorization.

### **4. Role-Playing**

Engage in role-playing scenarios that require you to use irregular verbs in different contexts. This could involve having conversations with friends, family members, or language partners, or participating in online language exchange platforms.

Mastering English irregular verbs is a fundamental aspect of language fluency. By implementing the effective strategies and practical exercises outlined in this guide, you can overcome these grammatical challenges and unlock the full potential of your English communication skills. Remember to be consistent in your practice, utilize a variety of learning methods, and engage in regular self-testing to reinforce your memorization. With dedication and persistence, you will achieve linguistic excellence and enjoy the rewards of seamless English communication.



## English Irregular Verbs: The fastest way to learn the English irregular verbs by Jackie Bolen


★★★★☆ 4.6 out of 5

Language : English

File size : 4099 KB


Screen Reader: Supported

Print length : 28 pages



## Wildcard Warcross by Marie Lu: The Ultimate Guide to the Thrilling Sci-Fi Novel

Wildcard Warcross, the debut novel by acclaimed sci-fi writer Marie Lu, burst onto the literary scene in 2017, captivating readers with its immersive...



## Mountaineering Madness: The Deadly Race to Summit the Himalayas

The Himalayas, towering over the northern borders of India and Nepal, have long captivated the imaginations of mountaineers worldwide. For centuries, these majestic peaks...