


The Ultimate Guide to Unlimited Custom Edu Email for Students



Unlimited custom EDU Email guide: Student E-mail

by Jackie Bolen

★★★★☆ 4.6 out of 5

Language : English

File size : 2766 KB

Text-to-Speech : Enabled

Enhanced typesetting : Enabled

Screen Reader : Supported

Print length : 12 pages

FREE

DOWNLOAD E-BOOK



In today's digital world, having a reliable and professional email address is essential for students. An edu email address not only provides you with a way to communicate with professors and classmates, but it also opens up a world of opportunities for academic research, collaboration, and career development.

The good news is that most colleges and universities offer their students unlimited custom edu email accounts. This means that you can create an email address that is unique to you and that you can use for the duration of your academic career.

In this guide, we will walk you through the step-by-step process of setting up and using your unlimited custom edu email account. We will also provide you with tips on how to get the most out of your edu email account and how to troubleshoot any problems that you may encounter.

Step 1: Activate Your Edu Email Account

The first step is to activate your edu email account. To do this, you will need to visit the website of your college or university's IT department. Once you are on the IT website, you will need to find the link to the edu email activation page.

On the activation page, you will need to enter your student ID number and your date of birth. Once you have entered this information, you will be able to create a password for your edu email account.

Step 2: Set Up Your Edu Email Account

Once you have activated your edu email account, you will need to set it up. To do this, you will need to choose an email client. An email client is a

software program that allows you to send and receive emails. There are many different email clients available, so you can choose one that is right for you.

Once you have chosen an email client, you will need to configure it to work with your edu email account. To do this, you will need to enter the following information into your email client:

- Your edu email address
- Your edu email password
- The incoming mail server for your edu email account
- The outgoing mail server for your edu email account

Once you have entered this information into your email client, you will be able to send and receive emails using your edu email account.

Tips for Getting the Most Out of Your Edu Email Account

Here are a few tips for getting the most out of your edu email account:

- **Use a strong password.** Your edu email account contains sensitive information, so it is important to use a strong password to protect it.
- **Be careful about what you share.** Do not share your edu email password with anyone, and be careful about what information you share in emails.
- **Use filters to organize your emails.** Filters can help you to sort your emails into different folders, so that you can easily find the

emails that you need.

- **Take advantage of the features of your email client.** Most email clients offer a variety of features that can help you to be more productive, such as spell check, autocorrect, and email signatures.

Troubleshooting Edu Email Problems

If you are having problems with your edu email account, there are a few things that you can do:

- **Check your internet connection.** Make sure that you are connected to the internet before you try to send or receive emails.
- **Check your email client settings.** Make sure that your email client is configured correctly to work with your edu email account.
- **Contact your college or university's IT department.** If you are still having problems, you can contact your college or university's IT department for help.

Unlimited custom edu email accounts are a valuable resource for students. By following the steps outlined in this guide, you can set up and use your edu email account to its full potential.

If you have any further questions, please feel free to contact your college or university's IT department.

Unlimited custom EDU Email guide: Student E-mail


by Jackie Bolen

★★★★☆ 4.6 out of 5


Language : English

File size : 2766 KB

Text-to-Speech : Enabled




Enhanced typesetting : Enabled
Screen Reader : Supported
Print length : 12 pages



Wildcard Warcross by Marie Lu: The Ultimate Guide to the Thrilling Sci-Fi Novel

Wildcard Warcross, the debut novel by acclaimed sci-fi writer Marie Lu, burst onto the literary scene in 2017, captivating readers with its immersive...



Mountaineering Madness: The Deadly Race to Summit the Himalayas

The Himalayas, towering over the northern borders of India and Nepal, have long captivated the imaginations of mountaineers worldwide. For centuries, these majestic peaks...